

*Strive not to be a success,
but rather to be of value.*

Albert Einstein

▶ Quick Reference Guide



MARCH 2026

INVESTMENT OBJECTIVE

The TT\$ Income Fund and US\$ Income Fund seek to generate investment returns which are superior to all mutual funds registered in Trinidad and Tobago, while providing for acceptable levels of liquidity and credit risk.

ANSA
WEALTH MANAGEMENT

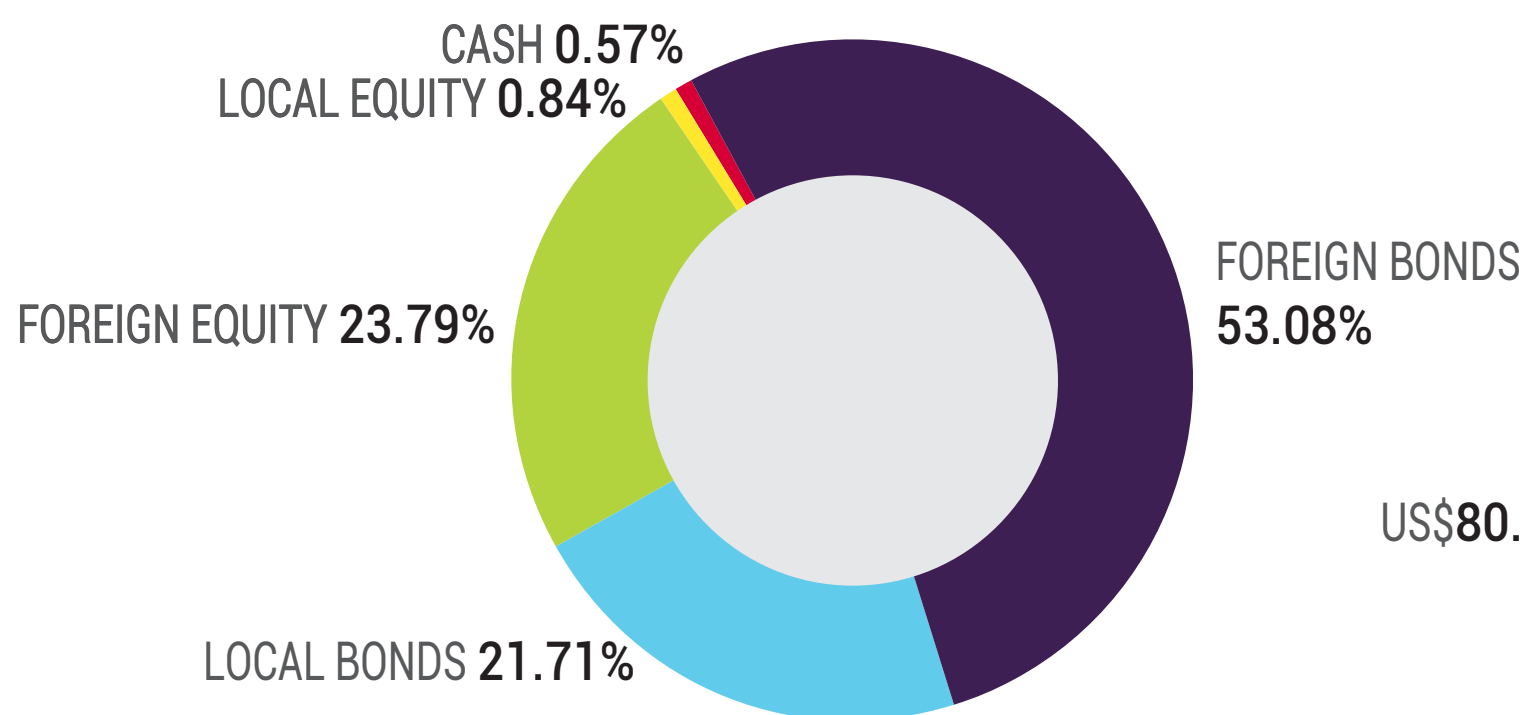
FUND FACTS

Risk Profile	Moderate	Management Fee	1.75%
Fund Assets	TT\$350,404,518.36	Portfolio Duration	3.32 years
Distribution Rate	1.75% p.a.	Portfolio Inception Date	November 2010
Distribution Payout Frequency	Quarterly	Average Credit Rating	BBB
		Entry or Exit Fees	None

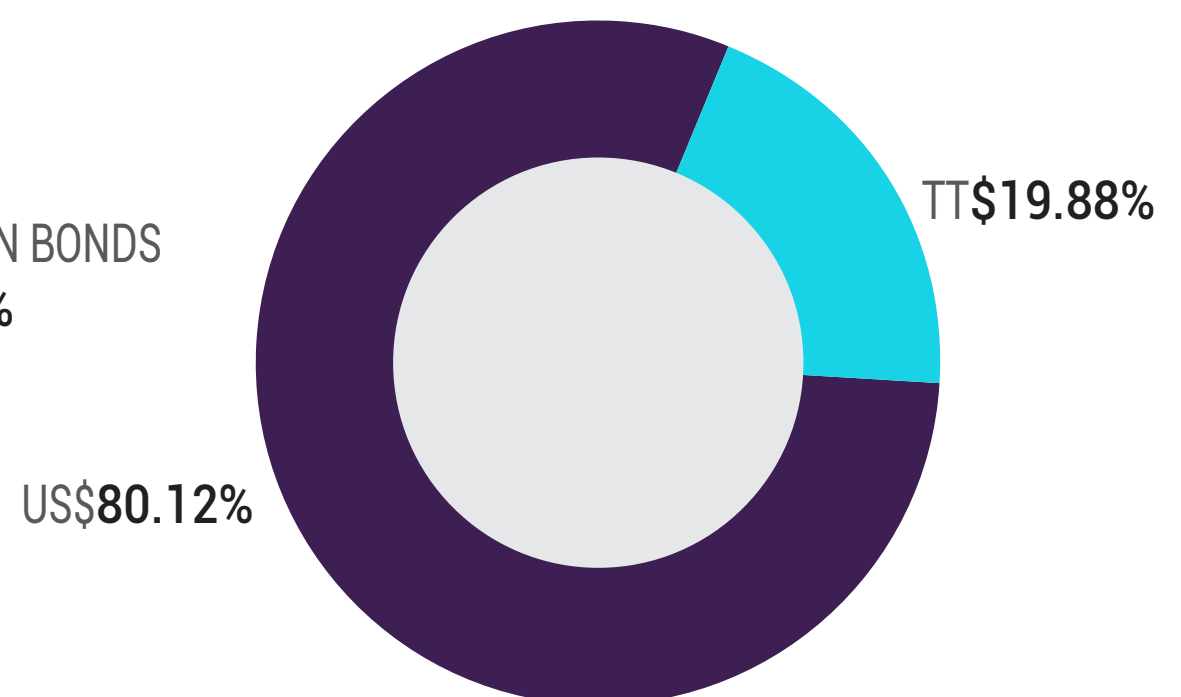
PERFORMANCE – PAST RETURNS (CUMULATIVE)

1 YEAR	3 YEAR	5 YEAR	INCEPTION
6.35%	7.44%	11.49%	42.68%

PORTFOLIO MIX



CURRENCY COMPOSITION



MATURITY PROFILE

< 3 YEARS	3-5 YEARS	5-10 YEARS	> 10 YEARS	N/A	TOTAL
16.1%	25.6%	23.4%	9.7%	25.2%	100.0%

TOP 10 HOLDINGS – MARCH 2026

SECURITY	% OF PORTFOLIO
ROGERS COMMUNICATIONS INC 5.30% DUE 2034	4.84%
CONSTELLATION BRANDS 2.25% DUE 2031	4.12%
KINDER MORGAN 6.95% DUE 2038	3.93%
LYONDELL-BASELL INDUSTRIES 5.50% DUE 2034	3.85%
MCDONALD'S 3.60% DUE 2030	3.82%
GUARDIAN HOLDINGS LIMITED 4.83% DUE 2028	3.69%
CONOCOPHILLIPS 6.95% DUE 2029	3.66%
HOUSING DEVELOPMENT CORPORATION 5.785% DUE 2030	3.39%
NETFLIX 4.875% DUE 2030	2.87%
ORACLE 6.50% DUE 2038	2.80%

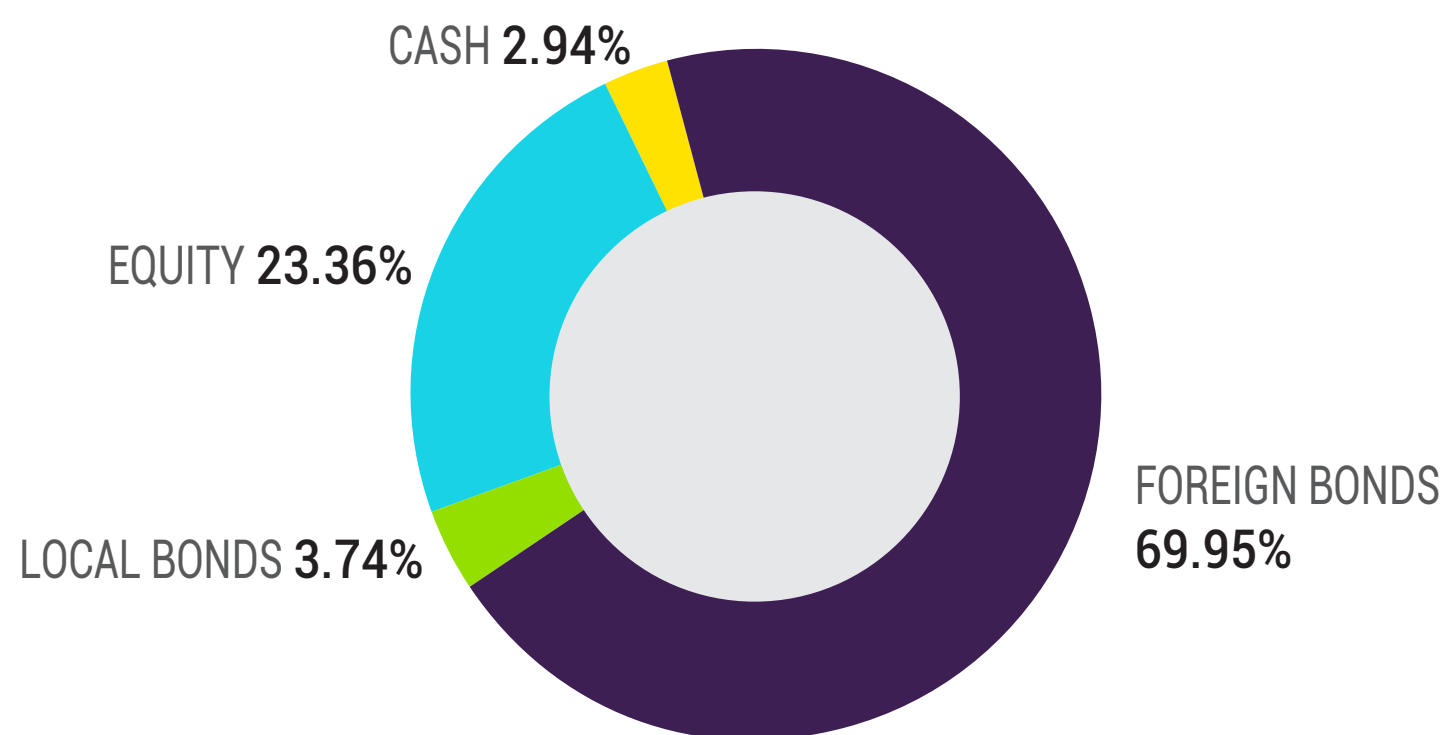
US\$ INCOME FUND FACTS

Risk Profile	Moderate	Management Fee	1.25%
Fund Assets	US\$11,029,859.69	Portfolio Duration	4.07 years
Distribution Rate	1.50% p.a.	Portfolio Inception Date	November 2010
Distribution Payout Frequency	Quarterly	Average Credit Rating	BBB
		Entry or Exit Fees	None

PERFORMANCE – PAST RETURNS (CUMULATIVE)

1 YEAR	3 YEAR	5 YEAR	INCEPTION
5.37%	14.66%	16.96%	41.92%

PORTFOLIO MIX



MATURITY PROFILE

< 3 YEARS	3-5 YEARS	5-10 YEARS	> 10 YEARS	N/A	TOTAL
3.3%	15.3%	44.2%	10.9%	26.3%	100.0%

TOP 10 HOLDINGS – MARCH 2026

SECURITY	% OF PORTFOLIO
US TREASURY BILL DUE 2035	5.63%
CONOCOPHILLIPS 6.95% DUE 2029	5.15%
ROGERS COMMUNICATIONS INC 5.30% DUE 2034	4.56%
KINDER MORGAN 6.95% DUE 2038	4.50%
GENERAL MOTORS 5.00% DUE 2035	4.37%
RELIANCE INDUSTRIES 2.875% SNR DUE 2032	4.22%
EXPAND ENERGY 4.75% DUE 2032	4.06%
T-MOBILE 5.75% DUE 2034	4.04%
HEALTHPEAK PROPERTIES 5.25% DUE 2032	3.87%
COCA-COLA 1.375% DUE 2031	3.83%

REASONS FOR INVESTING

- Investments in a diversified portfolio of debt securities, equities and structured products.
- Investment considerations include interest income, capital gains and preservation of capital.
- The Fund aims to generate an attractive level of revenue by investing mainly in both government and non-government bonds denominated in TT\$ and US\$.
- The Fund provides exposure to hard currency and global markets through select US\$ investments.

PORTFOLIO MANAGER

The professional fund manager is ANSA Wealth Management Limited, which is a subsidiary of ANSA Merchant Bank Limited (AMBL) a well established financial institution that has roots in well-known local and international finance houses. The Bank is also a publicly quoted company on the Trinidad and Tobago Stock Exchange with market capitalization in excess of \$2.09 billion. The Bank and its subsidiaries manage portfolios in excess of \$8 billion, including insurance funds and pension plans, which demonstrates the strength and depth of our fund management expertise.

ANSA Wealth Management's services include:

- **Mutual Funds**
- **Investment Portfolio Management**
- **Investment Advisory**
- **Pension Fund Management**
- **Private Wealth Management**

In accordance with good industry practice, the Funds engage independent Trustees.

For further information on the ANSA TT\$ and US\$ Income Funds and how they will help you fulfill your investment needs, send an email to information@ansawealth.com or call **1-868-235-5828**.

IMPORTANT DISCLOSURES AND DISCLAIMERS

These Funds are neither insured with the Deposit Insurance Corporation in Trinidad and Tobago nor are they guaranteed by the Central Bank of Trinidad and Tobago or by any of the parties related thereto. Performance is subject to variation and is likely to change over time; past performance should not be considered indicative of future performance. Portfolio holdings, duration and mix data are at March 31st, 2026. As at March 31st, 2026, cash holdings accounted for 0.57% of the TT\$ Income Fund and 2.94% of the US\$ Income Fund portfolio assets. 1 Year, 3 Year, 5 Year and Inception cumulative returns are calculated on a trailing basis. Important information concerning the investment goals, risks, charges and expenses are contained in the prospectus, copies of which are available at ANSA Wealth Management or from our website and investors should carefully consider these before investing.