

*Strive not to be a success,  
but rather to be of value.*

*Albert Einstein*

# ▶ Quick Reference Guide



APRIL 2025

## INVESTMENT OBJECTIVE

The TT\$ Income Fund and US\$ Income Fund seek to generate investment returns which are superior to all mutual funds registered in Trinidad and Tobago, while providing for acceptable levels of liquidity and credit risk.

**ANSA**  
WEALTH MANAGEMENT



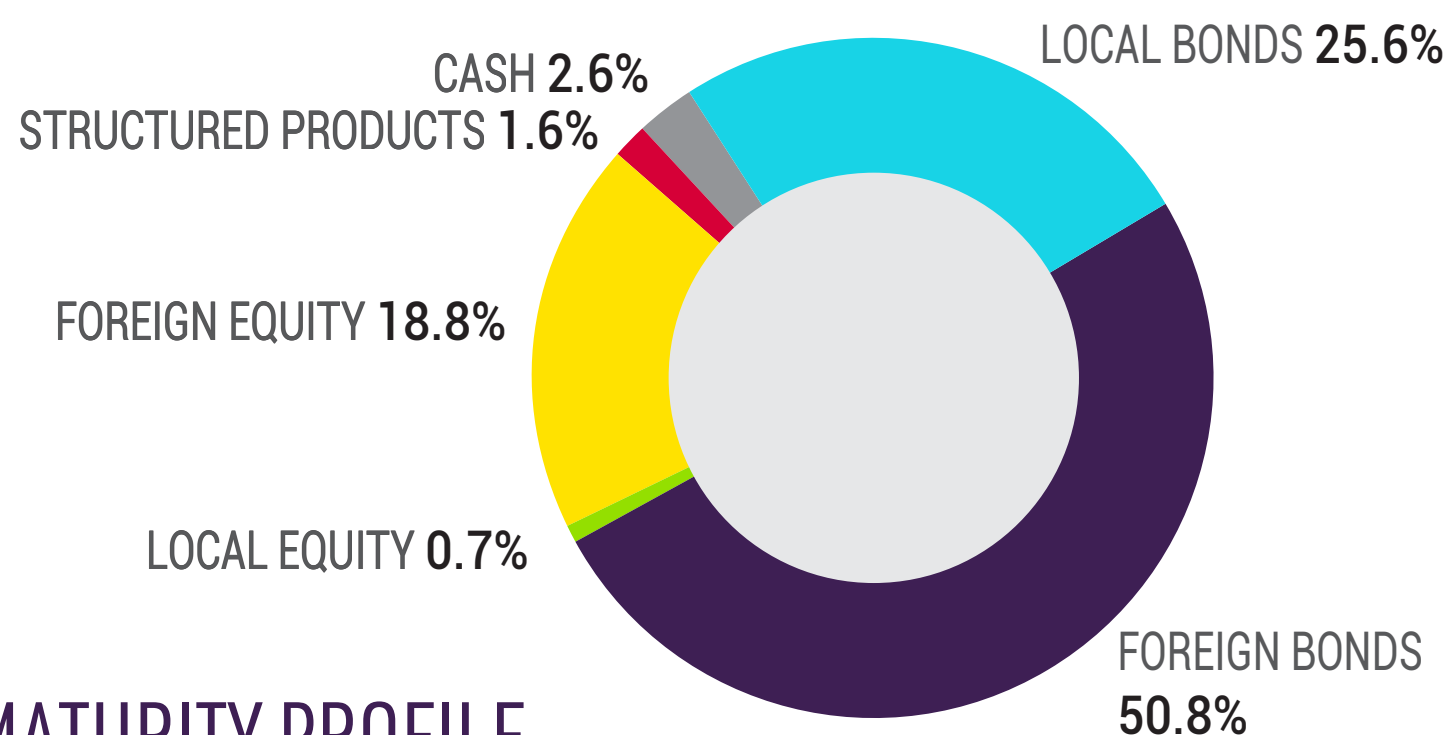
## FUND FACTS

Risk Profile	Moderate	Management Fee	1.75%
Fund Assets	TT\$345,137,641.28	Portfolio Duration	3.75 years
Distribution Rate	1.75% p.a.	Portfolio Inception Date	November 2010
Distribution Payout Frequency	Quarterly	Average Credit Rating	BBB
		Entry or Exit Fees	None

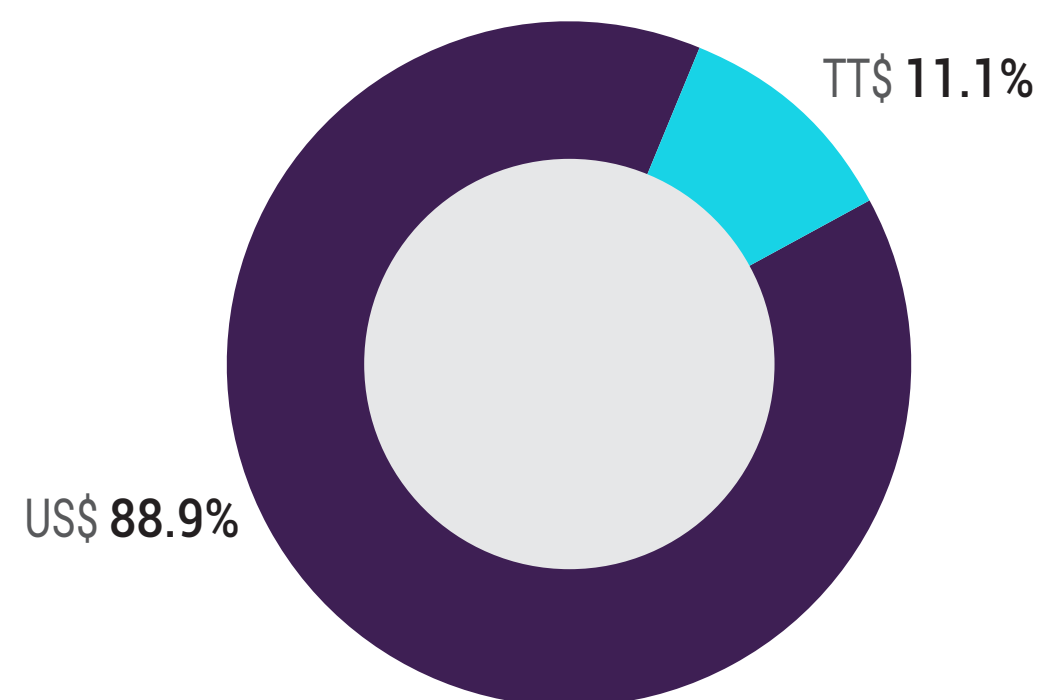
## PERFORMANCE – PAST RETURNS (CUMULATIVE)

1 YEAR	3 YEAR	5 YEAR	INCEPTION
2.76%	3.96%	12.54%	38.33%

## PORTFOLIO MIX



## CURRENCY COMPOSITION



## MATURITY PROFILE

< 3 YEARS	3-5 YEARS	5-10 YEARS	> 10 YEARS	N/A	TOTAL
18.3%	19.2%	24.8%	15.6%	22.1%	100.0%

## TOP 10 HOLDINGS – APRIL 2025

SECURITY	% OF PORTFOLIO
MEXICO 6.05% FRB DUE 2040	5.8%
GUARDIAN HOLDINGS BOND FRB 4.83% DUE 2028	4.1%
CONSTELLATION BRANDS 2.25% DUE 2031	4.0%
NIPDEC 5.15% FRB DUE 2025	3.9%
KINDER MORGAN 6.95% DUE 2038	3.8%
MCDONALD'S 3.6% DUE 2030	3.8%
LYONDELLBASELL INDUSTRIES 5.50% DUE 2034	3.8%
CONOCOPHILLIPS 6.95% DUE 2029	3.7%
ORACLE 6.50% DUE 2029	3.0%
GOLDMAN SACHS 3.85% DUE 2027	2.9%

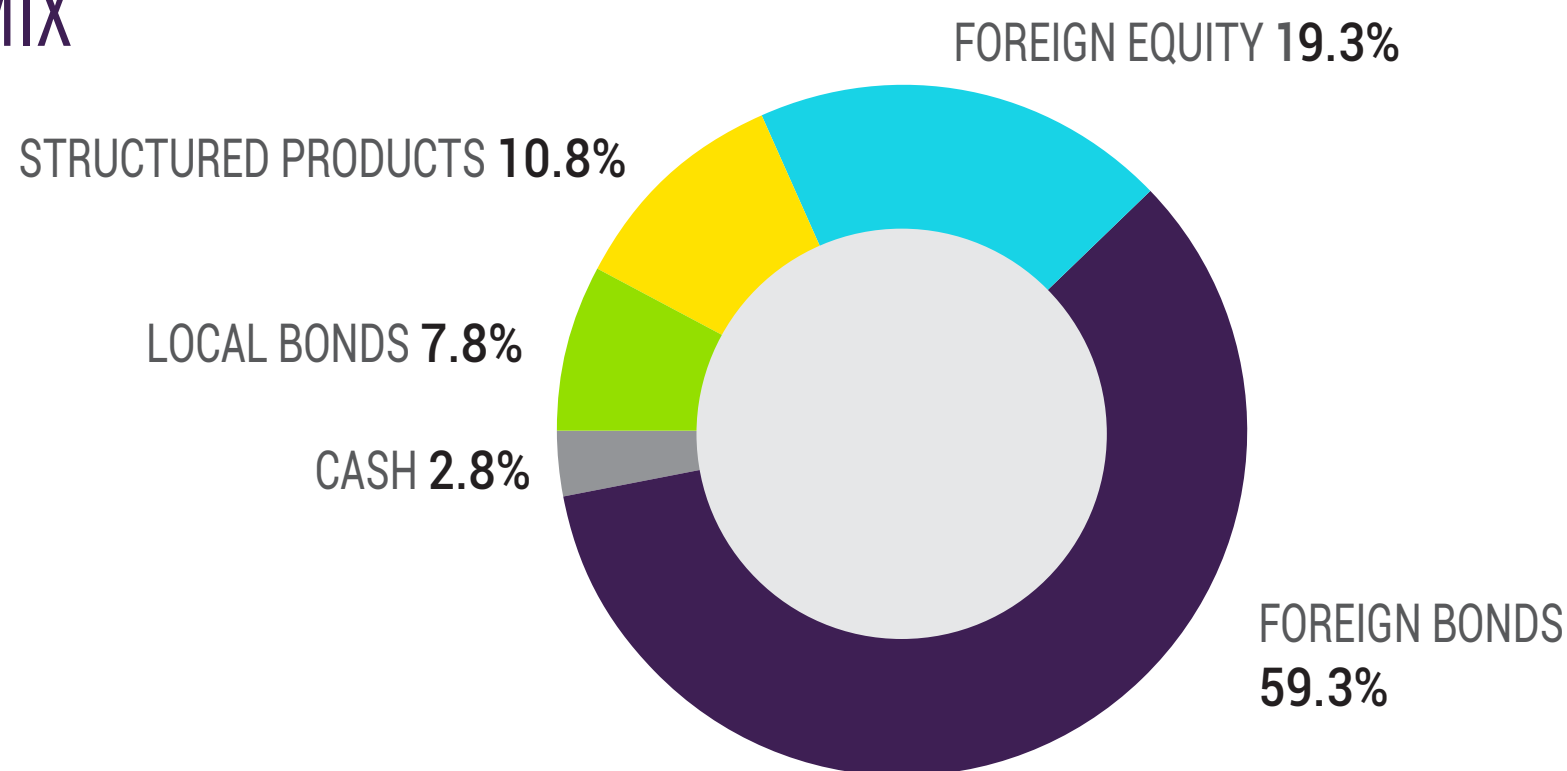
## US\$ INCOME FUND FACTS

Risk Profile	Moderate	Management Fee	1.25%
Fund Assets	US\$10,210,039.68	Portfolio Duration	3.92 years
Distribution Rate	1.50% p.a.	Portfolio Inception Date	November 2010
Distribution Payout Frequency	Quarterly	Average Credit Rating	BBB
		Entry or Exit Fees	None

## PERFORMANCE – PAST RETURNS (CUMULATIVE)

1 YEAR	3 YEAR	5 YEAR	INCEPTION
4.60%	9.86%	19.03%	36.05%

## PORTFOLIO MIX



## MATURITY PROFILE

< 3 YEARS	3-5 YEARS	5-10 YEARS	> 10 YEARS	N/A	TOTAL
23.3%	12.6%	24.7%	17.3%	22.1%	100.0%

## TOP 10 HOLDINGS – APRIL 2025

SECURITY	% OF PORTFOLIO
CREDIT SUISSE CONTINGENT 8.15% EQUITY LINKED NOTE DUE 2026	10.8%
US TREASURY BILL DUE 2025	6.1%
CONOCOPHILLIPS 6.95% DUE 2029	5.6%
MEXICO 6.05% FRB DUE 2040	5.5%
KINDER MORGAN 6.95% DUE 2038	4.7%
RELIANCE INDUSTRIES 2.875% DUE 2032	4.4%
T-MOBILE 5.75% DUE 2034	4.3%
COCA-COLA 1.375% DUE 2031	4.0%
PETROTRIN 6.52% DUE 2025	3.9%
CARIBBEAN AIRLINES USD 5.88% FIXED RATE LOAN DUE 2029	3.9%

## REASONS FOR INVESTING

- Investments in a diversified portfolio of debt securities, equities and structured products.
- Investment considerations include interest income, capital gains and preservation of capital.
- The Fund aims to generate an attractive level of revenue by investing mainly in both government and non-government bonds denominated in TT\$ and US\$.
- The Fund provides exposure to hard currency and global markets through select US\$ investments.

## PORTFOLIO MANAGER

The professional fund manager is ANSA Wealth Management, one of the Caribbean's leading financial institutions, which has its roots in well-known local and international finance houses. ANSA Wealth Management is a subsidiary of ANSA Merchant Bank Limited, a publicly quoted company on the Trinidad & Tobago Stock Exchange with market capitalization in excess of \$3.55 billion.

The Bank manages portfolios in excess of \$8 billion (including insurance funds and pension plans), which demonstrates the strength and depth of our fund management expertise. ANSA Wealth Management's range of Financial Services includes:

- **Business Banking**
- **Lease Financing**
- **Private Wealth Management**
- **Mutual Funds**
- **Pension Fund Management**
- **Corporate and Investment Banking**

In accordance with good industry practice, the Funds engage independent Trustees.

For further information on the ANSA TT\$ and US\$ Income Funds and how they will help you fulfill your investment needs, send an email to [information@ansawealth.com](mailto:information@ansawealth.com) or call **1-868-235-5828**.

## IMPORTANT DISCLOSURES AND DISCLAIMERS

These Funds are neither insured with the Deposit Insurance Corporation in Trinidad and Tobago nor are they guaranteed by the Central Bank of Trinidad and Tobago or by any of the parties related thereto. Performance is subject to variation and is likely to change over time; past performance should not be considered indicative of future performance. Portfolio holdings, duration and mix data are at April 29<sup>th</sup>, 2025. As at April 29<sup>th</sup>, 2025, cash holdings accounted for 2.6% of the TT\$ Income Fund and 2.85% of the US\$ Income Fund portfolio assets. 1 Year, 3 Year, 5 Year and Inception cumulative returns are calculated on a trailing basis. Important information concerning the investment goals, risks, charges and expenses are contained in the prospectus, copies of which are available at ANSA Wealth Management or from our website and investors should carefully consider these before investing.